



"Table Setting"



Designed by Mary Koval
Featuring the Redworks Collection by Mary Koval
Table Runner - 48" x 19"
Placemats - 21" x 14 3/4"



Feel free to download additional copies of this and other projects by visiting our website: www.windhamfabrics.com

WINDHAM FABRICS

812 Jersey Ave ~ Jersey City, NJ 07310 ~ 201.659.0444 ~ FAX: 201.659.9719
www.windhamfabrics.com email: retail@windhamfabrics.com



"Table Setting"

Designed by Mary Koval and Theresa Leppert
Featuring the Redworks Collection by Mary Koval
Table Runner - 48" x 19"
Placemats - 21" x 14 3/4"




33591-1




33592-1



33592-2




33593-1



33593-2



33594-1



33594-2




33595-1



33595-2



33596-1



33596-2

Fabric Requirements:

7/8 yard color # 33590-1 cream

1/4 yard color #33595-2 red

1/4 yard 33592-2 red

1/8 yard each of assorted red and cream patterns
for scrappy border of table runner



33590-1





"Table Setting"

Page 2

Table runner

From fabric # 33590-1 cream Fussy cut a strip 12 1/2" wide, this includes your seam allowance. When cutting the strip, make sure you have a quarter inch seam allowance on each of the blocks.

For the length, cut it 7 blocks long include a 1/4 inch seam allowance.

Cut color # 33595-2 red into 3 (2") strips. Cut 1 strip into 2 (12 1/2") pieces sew to sides. Piece together the remaining fabric. Cut into 2 (43") pieces sew to top and bottom

Randomly sew together 2" scrappy square. Sew to side, then top and bottom of table runner.

Quilt as desired. Then bind with fabric #33592-2.

Placemats

For each placemat fussy cut color #33590-1 3 blocks across by 2 blocks down. Make sure you include a 1/4" seam allowance all around.

Cut border fabric #33595-2 (2") sew to blocks.

Quilt as desired. Bind with color #33592-2.

ENJOY!

**Always look on our website before starting your project to see
if there are any updates or corrections**

Be sure to visit www.windhamfabrics.com to see the complete collection
and to download this and other Free Projects

WINDHAM FABRICS

