

# Cause of You

Designed by Bethany Fuller of Grace's Dowry Quilts  
Featuring the Our House Collection by Tracie Huskamp  
Size: 39" x 50"



Check [www.windhamfabrics.com](http://www.windhamfabrics.com) Free Project section to see if there are any pattern updates before you start your quilt

**WINDHAM FABRICS**

812 Jersey Ave ~ Jersey City, NJ 07310 ~ 201.659.0444 ~ FAX: 201.659.9719  
[www.windhamfabrics.com](http://www.windhamfabrics.com) email: [retail@windhamfabrics.com](mailto:retail@windhamfabrics.com)

# Cause of You


Designed by Bethany Fuller of Grace's Dowry Quilts  
Featuring the Our House collection by Tracie Huskamp  
Size: 39" x 50"




36421-X



36423-1



36424-1




36424-2



36425-X



36426-1



36426-4



36426-5

## Fabric Requirements

12 Fussy cut houses - 36421-X  
1/4 yd each of 36424-1, 36424-2, 36426-1, 36426-4, 36426-5  
1 yd each of 36423-1 & 36425-X  
1 3/4 yd solid white 31835  
1/2 yd binding 36424-1  
1 5/8 backing

## Cutting Instructions

From Panel Print (36421-X) fussy cut 12 – 5 1/2" squares

From white (31835) cut:

- 8 – 2" strips for horizontal borders
- 5 – 2 1/2" strips for outer borders
- 6 – 2 3/4" strips for blocks
- 4 – 1 1/2" strips for blocks



# Cause of You

Page 2

From Dark Blue (36236-1), cut 3 – 1" strips for blocks


From each of the remaining  $\frac{1}{4}$  yd cuts (36424-1&2, 36426-4&5),  
cut: 1 – 4  $\frac{1}{2}$ " strip for blocks

From both of the focus prints, cut 2 – 2  $\frac{1}{2}$ " LENGTHWISE strips from each fabric.

From binding (36424-1) cut 5 – 2  $\frac{1}{4}$  strips

## Sewing Instructions

From the 2  $\frac{3}{4}$ " white strips and 1" dark blue strips, make  
3 strip sets. Press toward the dark blue.



From these strip sets, cut 39 – 1" sections and 30 – 2" sections.

From the 4  $\frac{1}{2}$ " strips of color and the 1  $\frac{1}{2}$ " white strips, pair one of each together.  
Sew into strip sets.



Cut each strip set into 13 – 1  $\frac{3}{8}$ " sections.

Using these pieces, make 13 blocks. Arrange the colored pieces randomly within the blocks so  
there are many variations.



# Cause of You

Page 3

Piece your blocks into rows, according to the picture, with the 2" sections in between.



Measure your rows and cut all the 2" white and 2 ½" focus prints to this length. It should be approximately 34". Piece this together to make the quilt center.

Measure well and cut outer white borders to size. Piece where necessary. Sew to quilt center to finish.

Quilt, bind and enjoy!



**If you have questions about this quilt, please contact  
Bethany Fuller at: [bethanyfuller@gmail.com](mailto:bethanyfuller@gmail.com)**

Be sure to visit [www.windhamfabrics.com](http://www.windhamfabrics.com) to see the complete collection and to download other Free Projects