

American Spirit

by *Jeanne Horton*

Featuring The American Spirit Collection by Jeanne Horton
Size: 87 1/2" x 98 3/4"



WINDHAM FABRICS

812 Jersey Ave ~ Jersey City, NJ 07310 ~ 201.659.0444 ~ FAX: 201.659.9719
www.windhamfabrics.com email: retail@windhamfabrics.com

American Spirit

by *Jeanne Horton*

Featuring The American Spirit Collection by Jeanne Horton

Size: 87 1/2" x 98 3/4"

Fabric Requirements

7-8 yards of fabric (fat quarters of the line) for block piecing.

1/2 yard navy for corner stones 32660-3 Navy

2 1/2 yards of the stripe for sashing 32666-1 Red

3/4 yard for binding

1 3/4 yards for border 32665-6 Brown

8 1/2 yards for backing

Directions are given for one block you will need to make a total of (56) To achieve the old vintage look of the quilt it is best to use a variety of fabrics placing them in different positions. For the purpose of the pattern directions we used background, medium and light fabric; remember you can change the positions of the fabric for high contrast and low contrast blocks.

Cutting instructions for **one** block.

Background fabric

Cut (2) 2 1/2" squares, cut diagonally once to yield 4 corner triangles.




Cut (2) 4 1/4" squares, cut diagonally twice to yield 8 floater triangles.




Medium fabric

Cut (8) 2 3/4" squares



Light fabric



Cut (2) 2 3/4" squares (center)



Cut (1) 2 3/4" x 7" rectangle (center)



Assemble block as shown, sewing the units together on a diagonal set, putting the corners on last. Trim block to measure 10" square. Make a total of 56 blocks.



WINDHAM FABRICS



American Spirit

by *Jeanne Horton*

Page 2

Sashing strips

Cut (32) 2 1/4" x width of fabric strips, sub cut into (127) 2 1/4" x 10" rectangles.

Corner Squares

Cut (72) 2 1/4" squares

Border

Cut (10) 4" x width of fabric strips.

Binding was cut at 2 1/4"

Assemble quilt as shown in picture.

ENJOY!



Learn more about Jeanne Horton by visiting www.SGCountrySampler.com
or visit her store:

Country Sampler
133 East Jefferson St
Spring Green, WI 53588

Be sure to visit www.windhamfabrics.com to see the complete collection
and to download this and other Free Projects

WINDHAM FABRICS