

Alexandra's Stars

Designed by Petra Prins
Featuring the Alexandra Collection by Mary Koval
Size: 65" x 81"

REVISED



Feel free to download additional copies of this and other projects by visiting
our website: www.windhamfabrics.com

WINDHAM FABRICS

812 Jersey Ave ~ Jersey City, NJ 07310 ~ 201.659.0444 ~ FAX: 201.659.9719
www.windhamfabrics.com email: retail@windhamfabrics.com

Alexandra's Stars

Designed by Petra Prins

Featuring the Alexandra Collection by Mary Koval

Size: 65" x 81"

Fabric Requirements:

33063-1 Teal = 2 1/2 yards for border

33064-2 Red = 1 5/8 yards for setting triangles

5/8 yard for binding



33063-1



33064-2

Fat Quarter each for star points:

33062-1 Teal

33064-1 Teal

33066-1 Teal


33065-1 Teal




33062-1



33064-1



33066-1



33065-1

1/2 yard each for star corners and triangles:

33066-3 Tan

33067-3 Tan

33068-3 Tan

33064-3 Tan



33066-3



33067-3



33068-3



33064-3

From the border fabric, 33063-2, cut carefully, referring to photo:

Two 7 1/2" x 77" strips for center and two 6" x 77" strips for sides and trim to fit.

Two 4" x 68 1/2" strips for top and bottom border and trim to fit.

Use what is left for fussy cutting in the middle of the star blocks. Cut eighteen 3 1/2" x 3 1/2" squares.

Cut from the red tone on tone fabric 33064-2 for the setting and corner triangles:

Eight 14" x 14" squares twice diagonal for 30 setting triangles image 1.

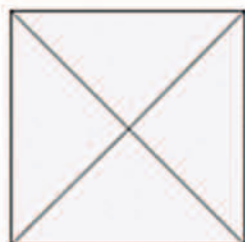


image 1



WINDHAM FABRICS

Alexandra's Stars

Page 2

Six $7\frac{1}{4}'' \times 7\frac{1}{4}''$ squares once diagonal for 12 corner triangles image 2



image 2

For the 9'' star blocks

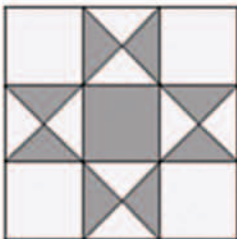
Cut from the different light fabrics 33067-3 / 33068-3 / 33061-3 / 33064-3

thirty six $4\frac{1}{4}'' \times 4\frac{1}{4}''$ squares twice diagonal (image 1) for a total of 144 triangles and
seventy two $3\frac{1}{2}'' \times 3\frac{1}{2}''$ squares.

Cut from the different blue fabrics 33062-1 / 33064-1 / 33066-1 / 33065-1

thirty six $4\frac{1}{4}'' \times 4\frac{1}{4}''$ squares twice diagonal (image 1) for a total of 144 triangles

Make 18 star blocks.



Sew three strips with the setting triangles and star blocks.

Join together with two $7\frac{1}{2}''$ wide border strips (see color picture of quilt)

Sew 6'' wide remaining strips to the sides.

Sew the 4'' top and bottom borders on to the quilt.

Quilt as you please.

Use the $\frac{1}{2}$ yard red tone on tone 33064-2 for the binding.


See next page for Working Drawing



WINDHAM FABRICS

Alexandra's Stars

Page 3
Working Drawing



Always look on our website before starting your project to see if there are any updates or corrections

Be sure to visit www.windhamfabrics.com to see the complete collection and to download this and other Free Projects



WINDHAM FABRICS